

Family Structure & Marital Status Hot Facts

Introduction

Statistics Canada provides the City with information on family size and family structure by marital and common-law status, as well as information on family size.

This edition of Hot Facts provides figures from the 2021 and 2016 Census related to family structure and marital status, and compares them with other municipalities within Greater Vancouver.

Census Families

A census family refers to a married couple and the children, if any, of either and/or both spouses; a couple living common law and the children, if any, of either and/or both partners; or a parent of any marital status in a one parent family with at least one child living in the same dwelling and that child or those children. All members of a particular census family live in the same dwelling. Children may be biological or adopted children regardless of their age or marital status as long as they live in the dwelling and do not have their own married spouse, common law partner or child living in the dwelling. Grandchildren living with their grandparent(s) but with no parents present also constitute a census family.

Private Households

Private household refers to a person or group of persons who occupy the same dwelling and do not have a usual place of residence elsewhere in Canada or abroad. The household universe is divided into two sub universes on the basis of whether the household is occupying a collective dwelling or a private dwelling. The latter is a private household.

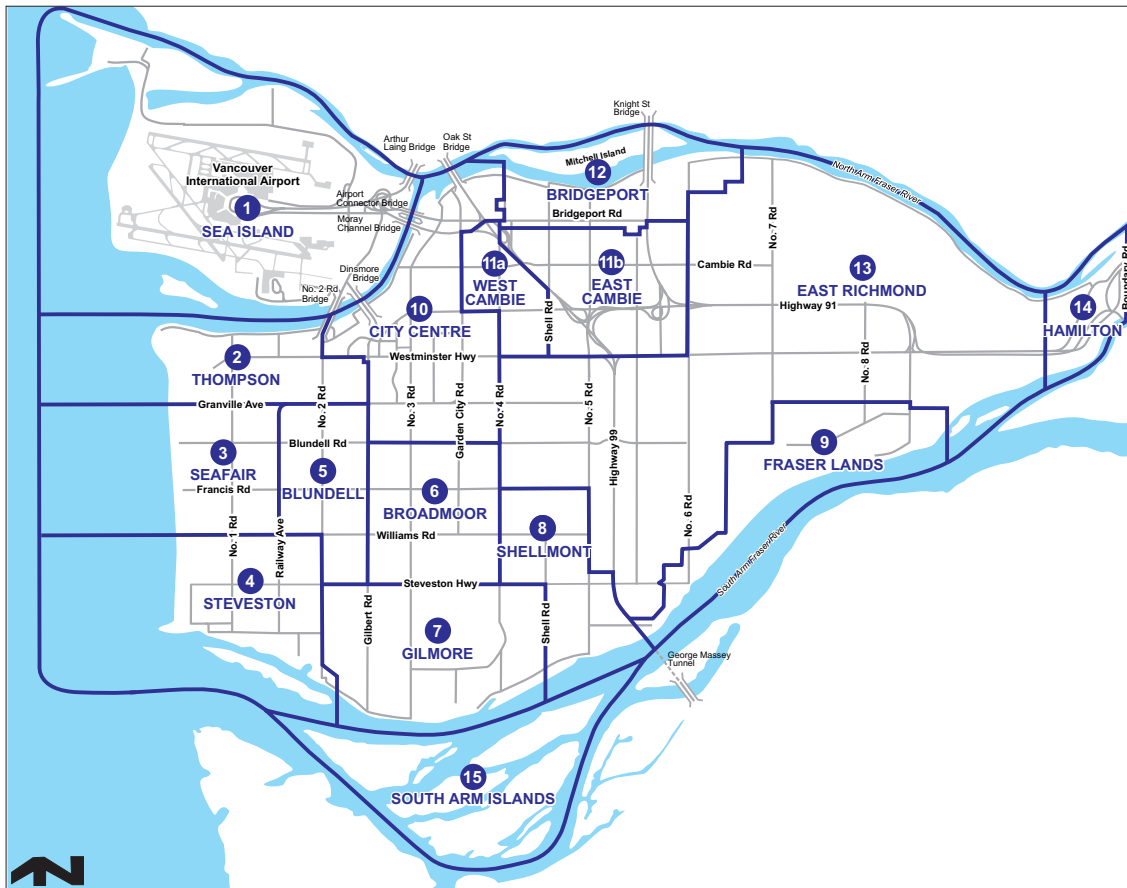
The following table summarizes census family statistics for Richmond in 2016 and 2021.

Richmond Census Families and Households

	2016	2021
Total number of Census Families	57,975	60,820
Total private households	73,455	81,080
Average number of persons in all census families	2.9	2.8

Source: Statistics Canada, 2021 and 2016 Census.

Richmond's Planning Areas Map



Average Number of Persons per Census Family by Planning Area

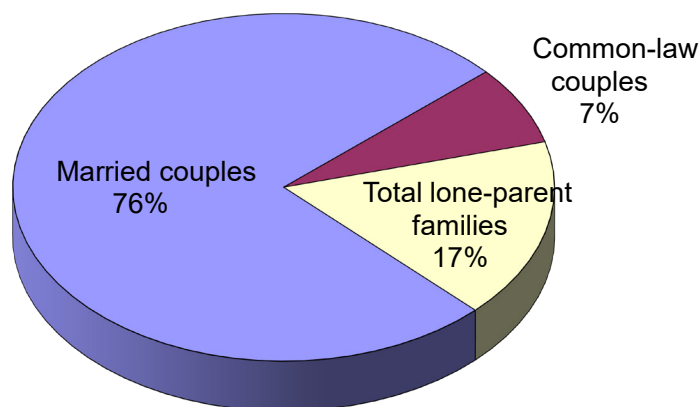
Planning Area	Average Family Size
Blundell	2.9
Bridgeport	2.9
Broadmoor	3.0
City Centre	2.6
East Cambie	3.1
East Richmond	2.8
Fraser Lands	2.1
Gilmore	3.1
Hamilton	3.1
Sea Island	3.1
Seafair	3.0
Shellmont	2.9
Steveston	2.9
Thompson	2.9
West Cambie	2.8
Richmond Average	2.8

Source: Statistics Canada, 2021 Census.

Richmond has 60,820 census-family households out of a total of 81,080 private households. The 2021 Census estimates that the average size of census families is 2.8 persons.

83.3% of Richmond’s families include either married (46,185) or common-law (4,465) couples with a further 16.7% (10,165) being one-parent families. One-parent families in which the parent is a woman (8,380) accounts for 82.4% of one-parent families with one-parent families in which the parent is a man (1,785) accounts for 17.6%.

Family Structure (2021 Census)



Source: Statistics Canada, 2021 Census.

Household Type (2021 Census)

One-census family households without additional persons make up the largest household type in Richmond, accounting for 59.8% of all households. This category includes couple-family households with children (28.0%), couple-family households without children (22.3%), and one-parent family households (9.5%).

Household Type	Number of Households	% Distribution
One-census-family households without additional persons ¹	48,475	59.8
Couple-family households	40,815	50.3
• With children	22,720	28.0
• Without children	18,095	22.3
One-parent family households	7,660	9.5
Multi-generational households ²	4,490	5.5
Multiple-census-family households	1,030	1.3
One-census-family households with additional persons	3,075	3.8
Two-or-more-person non-census-family households ³	3,665	4.5
One-person households ⁴	20,345	25.1
TOTAL	81,080	100.0

Source: Statistics Canada, 2021 Census of Population

¹ This category includes households that contain only one census family, without additional persons not in a census family.

² This category includes households with three or more generations. These households contain at least one person who is both the grandparent of a person in the household and the parent of another person in the same household.

³ This category includes households containing two or more persons, none of whom belong to a census family.

⁴ This category includes households that contain only one person.

Family Size

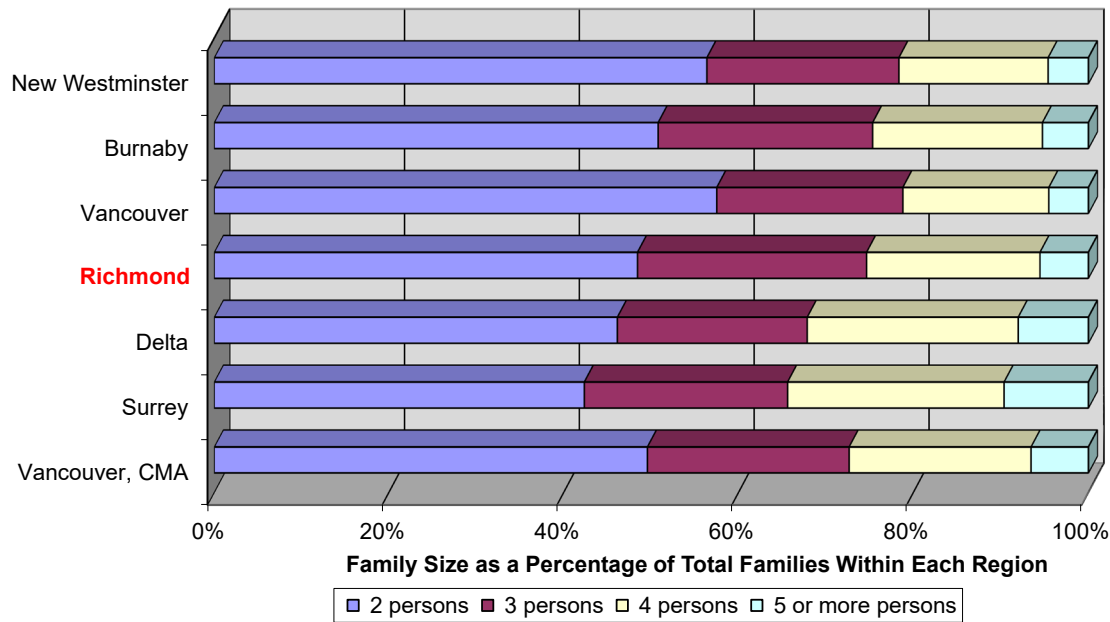
The proportion of two person families has continued to increase since 2016, with four and five or more person families decreasing. The proportion of 3 person, 4 person, and 5 or more person families continues to decrease.

Family Size	2016	2021
2 person	45.5%	48.4%
3 person	27.5%	26.2%
4 person	20.9%	19.8%
5+ person	6.1%	5.5%

Source: Statistics Canada, 2021 and 2016 Census of Population.

How Does Richmond Compare?

Regional Comparison of Family Size in Private Households (2021 Census)



Source: Statistics Canada, 2021 Census.

For Further Information:

Please contact the Policy Planning Department at 604-276-4116 or communityplanning@richmond.ca.

City of Richmond

6911 No. 3 Road, Richmond, BC V6Y 2C1
www.richmond.ca